


BISTAR

TP6L60M(H)-XXX **120 half-cell**

360 - 370W

9BB half-cut mono perc



KEY FEATURES



9BB half-cut cell technology

New circuit design, lower internal current, lower Rs loss



Significantly lower the risk of hot spot

Special circuit design with much lower hot spot temperature



Wider application

No water-permeability and high wear-resistance, can be widely used in high-humid, windy and dusty area



IP68 junction box

High waterproof level

SYSTEM & PRODUCT CERTIFICATES

- IEC 61215 / IEC 61730
- ISO 9001: 2015 Quality Management System
- ISO 14001: 2015 Environment Management System
- ISO 45001: 2018 Occupational Health and Safety Management Systems

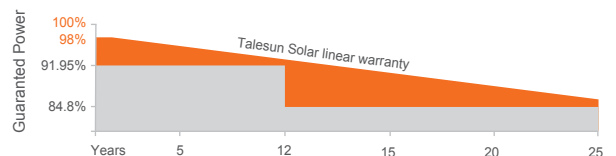
PERFORMANCE WARRANTY

15 years
Quality assurance

25 years
Power output guarantee

■ Talesun standard

■ Industry standard



ELECTRICAL PARAMETERS

Performance at STC (Power Tolerance $\pm 3\%$; Binning tolerance: 0~+5W)

Maximum Power (Pmax/W)	360	365	370
Operating Voltage (Vmpp/V)	34.3	34.6	34.9
Operating Current (Impp/A)	10.50	10.56	10.61
Open-Circuit Voltage (Voc/V) (Tolerance $\pm 4\%$)	40.7	40.9	41.1
Short-Circuit Current (Isc/A) (Tolerance $\pm 4\%$)	11.15	11.20	11.26
Module Efficiency $\eta m(\%)$	19.6	19.8	20.1

Performance at NMOT

Maximum Power (Pmax/W)	267.7	271.2	274.7
Operating Voltage (Vmpp/V)	31.6	31.9	32.1
Operating Current (Impp/A)	8.46	8.50	8.55
Open-Circuit Voltage (Voc/V)	37.9	38.0	38.2
Short-Circuit Current (Isc/A)	9.00	9.04	9.09

STC: Irradiance 1000W/m², Cell Temperature 25°C, Air Mass AM1.5 NMOT: Irradiance at 800W/m², Ambient Temperature 20°C, Air Mass AM1.5, Wind Speed 1m/s

MECHANICAL SPECIFICATION

Cell Type	mono-Crystalline Silicon (9Busbar)
Cell Dimensions	166*166mm (6inches)
Cell Arrangement	120 (6*20)
Weight	21kg (46.3lbs)
Module Dimensions	1758*1046*35 (69.21*41.18*1.38inches)
Cable Length (Portrait)	(+300mm (11.81inches)) / (-300mm (11.81inches))
Cable Length (Landscape)	(+1200mm (47.24inches)) / (-1200mm (47.24inches))
Cable Cross Section Size	4mm ² (0.006inches ²)
Front Glass	3.2mm (0.13inches) High Transmission, Tempered AR Glass
No. of Bypass Diodes	3/6
Packing Configuration	30pcs/carton, 780pcs/40hq
Frame	Anodized Aluminium Alloy
Junction Box	IP68

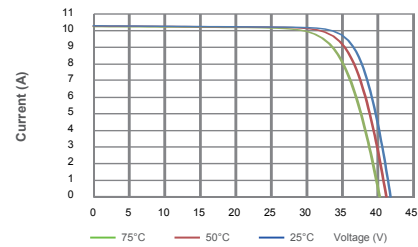
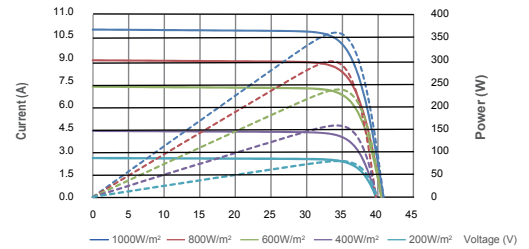
OPERATING CONDITIONS

Maximum System Voltage	1500V/DC(IEC)
Operating Temperature	-40°C ~ +85°C
Maximum Series Fuse	20A
Static Loading	5400pa
Conductivity at Ground	$\leq 0.1\Omega$
Safety Class	II
Resistance	$\geq 100M\Omega$
Connector	PV-KST4-EVO2/xy-UR(male), PV-KBT4-EVO2/xy-UR(female); T01; LJQ-3
Fire Rating (according to UL790)	Class C

TEMPERATURE COEFFICIENT

Temperature Coefficient Pmax	-0.36%/°C
Temperature Coefficient Voc	-0.26%/°C
Temperature Coefficient Isc	+0.043%/°C
NMOT	43 \pm 2°C

I-V CURVE



TECHNICAL DRAWINGS

